

waveguard™ touch

Available cap sizes

Order Code	Sizes	Head circumference (cm)		Fabric color scheme			Number of electrodes in cap	
		Min.	Max.				8	64
CY-XXX.11	L Large	55	60	●	●	●	●	●
CY-XXX.10	M Medium	50	55	●	●	●	●	●
CY-XXX.09	S Small	46	50	●	●	●	●	●
CY-XXX.08	C Child	42	46	●	●	●	●	●
CY-XXX.07	I Infant	38	42	●	●	●	●	--

Designed for eego™

waveguard touch is fully compatible with your eego amplifier and eego software. The active shielding technology and built-in artifact correction algorithms eliminate noise and artefacts for clean, dry EEG signals.

The eego dry EEG module* is an artifact reduction and interpolation feature, specifically designed for dry electrodes. With this module, the

64-channel waveguard touch cap truly shines and is unique in the market. It unlocks two powerful tools: a method for reducing the artefacts, resulting in 64

cleaned channels, and an interpolation method that allows you to project the high dimensional data to a standard 21 channel clinical layout.



64-channel waveguard touch paired to an eego mylab



8-channel waveguard touch paired to an eego 8

Compatibility matrix

waveguard touch cap	CY-261 (64 ch.)	CY-261 (64 ch.)	CY-251 (32 ch.)	CY-401 (8 ch.)
eego solution	eego mylab eego sports	eego rt	eego mylab - eego sports eego rt	eego rt 8 eego trainer 8
eego amplifier model	EE-2XX	EE-2XX	EE-2XX	EE-411
eego dry EEG module* (64 channels)	Optional for: eego mylab 64, 128, 256 eego sports 64, eego sports pro	Not available	Not available	Not available

* Experimental feature provided for evaluation purposes only. Not to be used for diagnostics purposes. Not supported on older EE-20x amplifiers. eego™sports users with the older amplifier are advised to upgrade both amplifier and software (releases 8.0 and higher) in order to unlock this module.



Scan the code for more info about waveguard touch, our dry EEG solutions, success stories, showcases, publications, videos and the latest developments.

Interested to schedule a demo or request a customised quote? Visit us at www.dry-electrodes.com

eego™amplifier is CE marked as a medical device in the EU, according to MDD 93/42/EEC, class IIa. waveguard™ caps are CE marked as medical device in the EU, according to MDD 93/42/EEC, class I. Manufactured by eemagine Medical Imaging Solutions GmbH, Berlin, Germany, ISO 13485 certified. ANT Neuro and eemagine are part of the neuromotion group. The information in this document is not intended for users outside the European Union. For use outside the EU please send your inquiry to sales@ant-neuro.com

ANT Neuro b.v., Hengelo, The Netherlands, tel: +31 53 43 65 175, fax: +31 53 43 03 795, internet: www.ant-neuro.com, e-mail: info@ant-neuro.com

Information in this document is subject to change.


www.ant-neuro.com/products/waveguard_touch
www.dry-electrodes.com



EN-0119-1.0 ANT DRN-SLS-05/16

waveguard™ touch

get in touch with the future



DRY EEG

quick application time

Research grade EEG signal quality with a single touch.

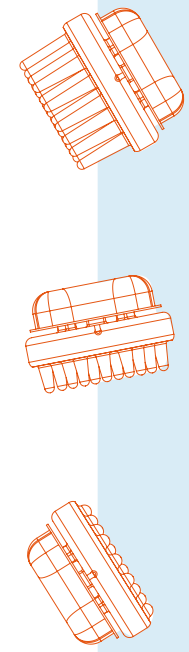


waveguard™ touch

get in touch with the future

waveguard™ touch is a dry electrode EEG cap. The unique Ag/AgCl coated flexible polymer electrodes provide stable, research-grade EEG signals while maintaining subject comfort. This great innovation paves the way for the future of EEG with many exciting application areas. The combination of these innovative dry electrodes and the industry-leading waveguard cap makes waveguard touch the best solution for dry EEG.

The **waveguard touch** is the result of many years of research in collaboration with partners worldwide, specifically the Faculty of Engineering at the University of Porto and the Institute of Biomedical Engineering and Informatics at the Technical University of Ilmenau, as well as the EU-funded "ANDREA" FP7-PEOPLE Marie Curie project (www.andreaproject.eu) with contributors from various countries.



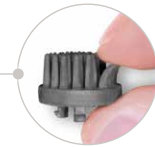
Coated Ag/AgCl electrodes provide stable, research-grade EEG

Electrode wires are intergrated into the double layered cap fabric

Various electrode heights for homogeneous contact and pressure distribution

Flexible, multi-pin electrode design ensures consistent contact quality, even through hair

Left side of the cap depicted inside out



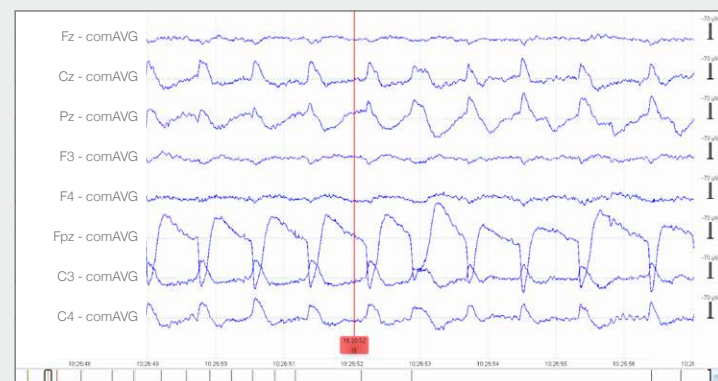
Available in 8-, 32- and 64-channel variants.

Available in sizes infant through large adult to ensure a precise fit for many different head shapes (divided by fabric color)

Best in class signal quality and comfort

Active shielding technology and **eego** dry EEG software module for clean EEG signals

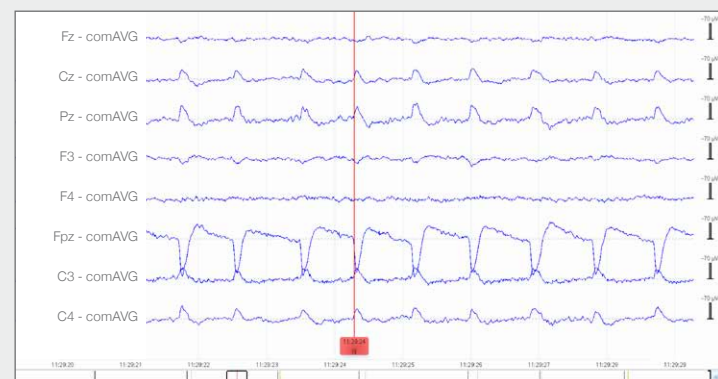
Right side depict the regular way of wearing



DRY ELECTRODE EEG CAP

eyeblinks

waveguard™ touch
8 channel recording
dry electrode cap
0.3 - ∞ Hz
Notch 50 Hz



CONVENTIONAL EEG CAP

eyeblinks

waveguard™ original
8 channel recording
gelled electrode cap
0.3 - ∞ Hz
Notch 50 Hz

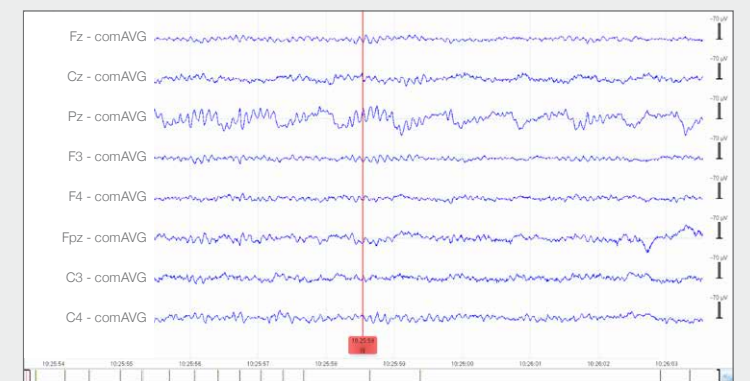


Good GND and REF contact is very important for the overall signal quality of all channels, and is ensured through using adhesive pad electrodes.

DRY ELECTRODE EEG CAP

eyes closed

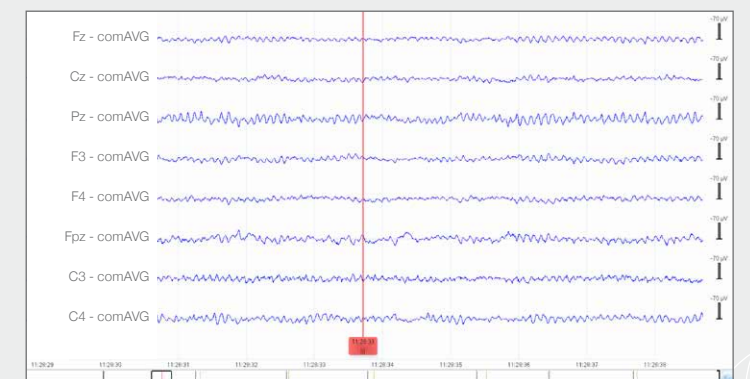
waveguard™ touch
8 channel recording
dry electrode cap
0.3 - ∞ Hz
Notch 50 Hz



CONVENTIONAL EEG CAP

eyes closed

waveguard™ original
8 channel recording
gelled electrode cap
0.3 - ∞ Hz
Notch 50 Hz



“ This makes **waveguard touch** a perfect EEG cap for conducting experiments swiftly with minimal preparation.

- Prof. Dr. David Liley & Dr. Levin Kuhlmann

“The **waveguard touch** dry EEG cap provides quick setup times and good signal quality. This is especially important since we want to be able to test a lot of athletes, on a daily basis. With their limited time for the recordings, we have to finish complete sessions within just 20 minutes. Right now, we are doing up to 60 recordings a week with **waveguard touch**, and we are very happy to be able to make such rapid progress in our data collection.”

- Dr. Brian Murphy, Chief Scientific Officer - BrainWaveBank Ltd. - Belfast, Ireland

“We have compared the **waveguard touch** dry EEG cap to the conventional gelled Ag/AgCl electrodes in a multi-centric study with 20 participants. Electrophysiological paradigms were successfully extracted such as eyeblinks, resting EEG spectra and ERPs, and for the features examined no significant differences could be detected towards conventional sensors. This makes the **waveguard touch** a perfect EEG cap for conducting experiments swiftly with minimal preparation.”

- Prof. David Liley and Dr. Levin Kuhlmann - Swinburne University of Technology - Melbourne, Australia